EVARD PRECISION

SPANNTECHNIK | TIGHTENING



Das einmalige Spannsystem

Wir haben dieses mehrfach Spannsystem hergestellt, um seine Integration und Inbetriebnahme in mehreren Konfigurationen zu erreichen.

Maschinentische, Teiler,Türme oder Platten sind unseren Vorrichtungen angepasst.

The unique clamping-system

We conceived this system of multiple tightening to allow its integration and its startup in several configurations.

Tables of machines, dividers, turrets or pallets will accommodate our devices easily.



- Schnelle und präzise Einstellung
- Brauchbar auf allen Trägern
- Anpassung an alle Stücktypen
- Lineares Festklemmen mit nur einer Schraube
- Ihren Forderungen angepaßte Dimensionen
- Modulierbar, um ein oder mehrere Stücke zu drücken

- Fast and precise adjustment
- Usable on all the supports
- Adaptation to all types of parts
- Linear tightening with only one screw
- Dimensions adapted to your requirements
- Flexible to tighten one or more parts

Swiss Made

- Einsetztbar auf allen Trägern, wie Maschinentische, Teiler, Türmen oder auf den modularen Palettiersystemen.
- Modulierbar, um 1 bis 16 Stücke zu spannen. Sie können jeder Zeit verschiedene Backen von jeder Art hinzuführen.
- Dimensionen, die Ihren Forderungen durch eine Verfügbarkeit der Breitenspannbacken von 50, 80, 105 oder 120 mm angepaßt sind. Die Länge der Grundlagen dehnt sich von 250 bis 700 mm aus. Alle Bestandteile des Polymut sind einsatzgehärtet bis 60 HRC und geschliffen, was eine hohe Präzision und eine lange Lebensdauer garantiert.

- Usable on all the support, like tables of machines, dividers, turrets or on pallets.
- Flexible to tighten 1 or up to 16 parts. Clamping jaws with or without stage , large staged or with half-moon could be added anytime.
- Dimensions adapted to your requirement by an availability of jaws of 50, 80, 105 or 120 mm width. The length of the bases extends from 250 to 700 mm. All Polymut components are case-hardened, tempered to 60 HRC and grinded to ensure an optimal durability and precision.



- Anpassung an alle Stücktypen durch die ausgedehnten Möglichkeiten des Zubehörbereiches. Weiche, glatte, geriffelte, prisma oder krallende Aufsatzbacken, Keile oder Anschlagteile werden Ihre Ausstattung nach Ihrem Bedürfnis vervollständigen.

- Adaptation to all working pieces by a large range of accessories. Soft, smooth hartened, striated, prismatic jaws, parallels or thrust will supplement your equipment according to your need.



- Schnelle und präzise Einstellung durch eine einfache Lokalisierung der Spannbacken auf einer gezahnten Tragweite von 1 mm. Die Schiene ist graduiert und erleichtert die Anpassungen mit Arbeitskarten.
- Lineares Festklemmen bis 25 kN mit nur einer Schraube. Die konische Form übt einen gleichmässigen Druck auf den beweglichen Backenteil aus.

- Positioning is very simple and extremely precise due to the 1 mm toothed surface of the rail and clamps. The bases are graduated and allow adjustment with job cards.
- Linear tightening with only one screw up to 25 kN. The conical shape keeps regular pressure on the mobile part.

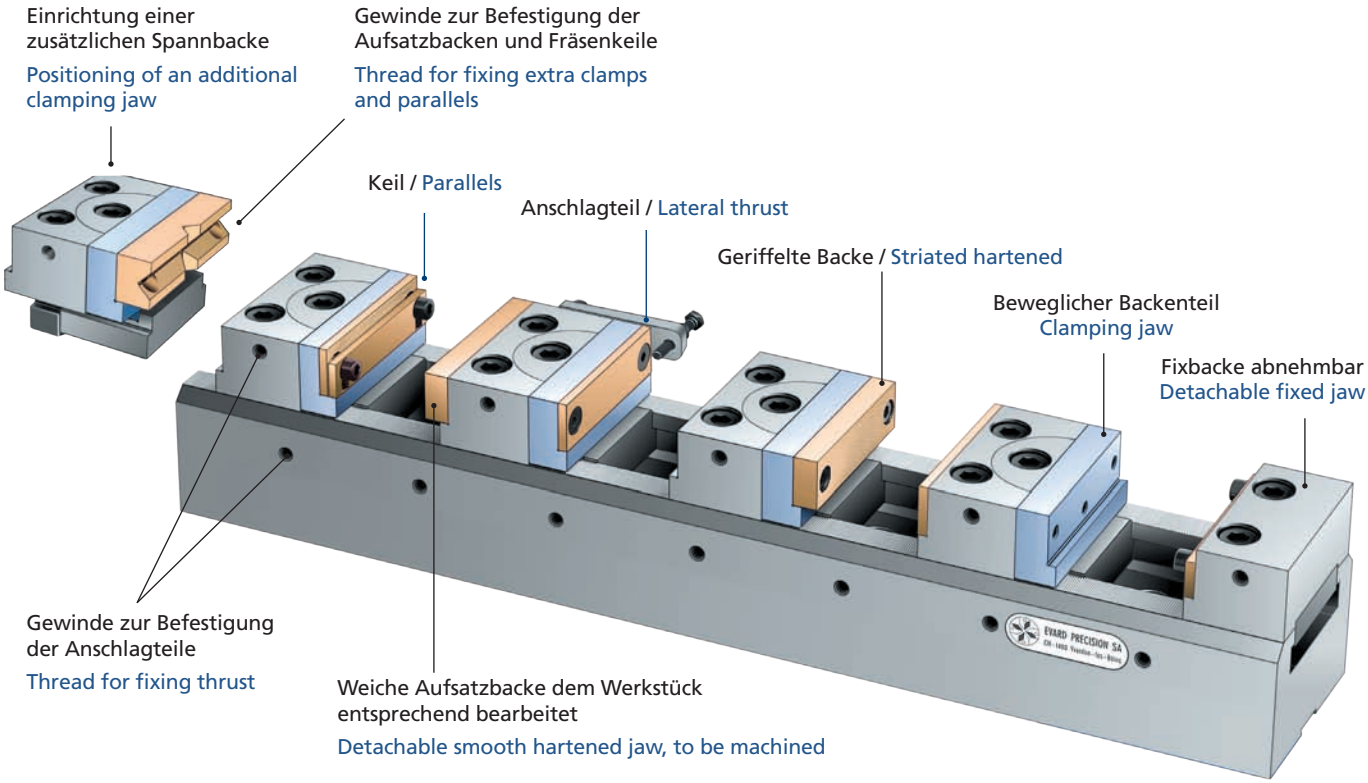

Polymut 50

Maximale Spannkraft 12 kN

High limit of tighting 12 kN

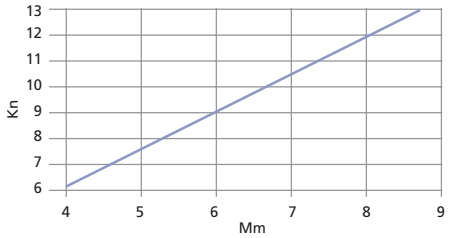

Polymut 80, 105, 120

Maximale Spannkraft 25 kN

High limit of tighting 25 kN

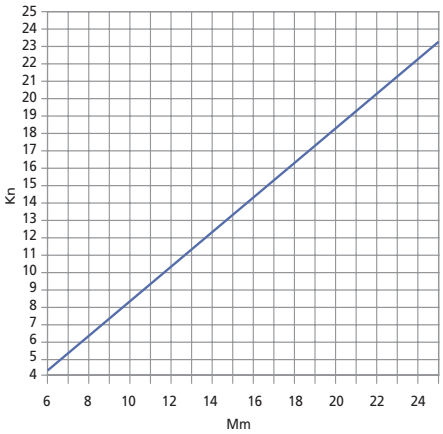

Spannkraft und Drehmoment:

Spannkraft für Schrauben mit Qualität 12.9

Backenbreite	Befestigung Basis-Backen	Befestigung Spannbacken
50 mm	25 Nm	20 Nm
80 mm	30 Nm	30 Nm
105 mm	30 Nm	30 Nm
120 mm	30 Nm	30 Nm

Clamping force and torque:

Tightening torque for the fastening screws with strength class 12.9

Width of the jaw	Fixing of the base	Fixing of the jaw
50 mm	25 Nm	20 Nm
80 mm	30 Nm	30 Nm
105 mm	30 Nm	30 Nm
120 mm	30 Nm	30 Nm

Um Ihnen eine personalisierte Montage zu erlauben, die Grundlagen lehnen sich in verschiedenen Längen und Breiten ab. Wir werden auf Ihre Anfragespezifische Längen verwirklichen.

To allow you a personalized assembly, the bases can be provided in various lengths and widths. We would realize on request specific lengths.

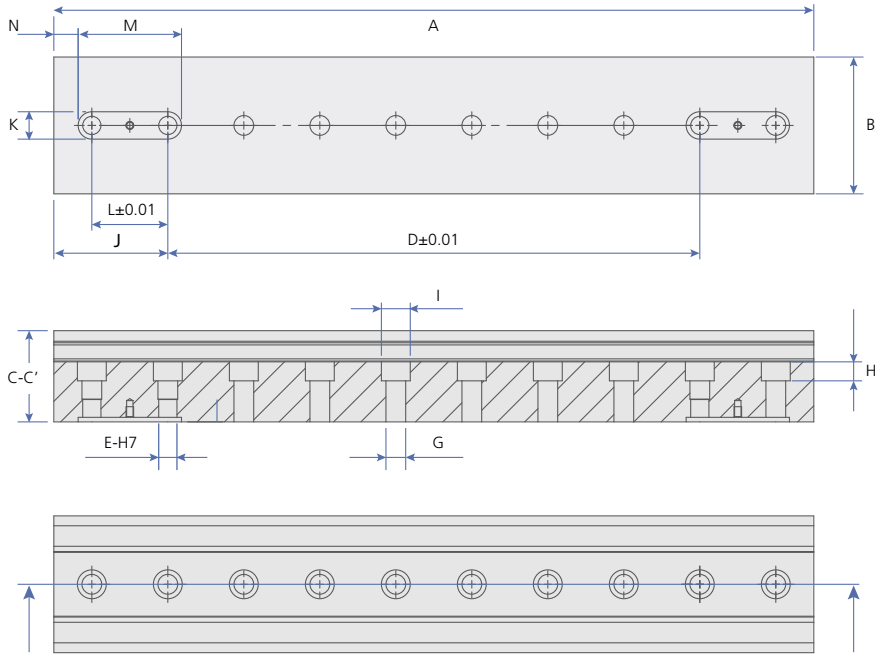

Jeder Polymut besteht aus einer Schiene bestückt mit einer Basis- und Spannbacke mit Anschlagteil. Ihren Bedurfnissen entsprechend können Spannbacken hinzugefügt werden.

Each Polymut is supplied with a fixed clamp and a mobile clamp. Further clamps could be added to meet your needs.



Polymut 50: Bohrungsabstand 40 mm / Distance between the centres 40 mm

Ref.	A	B	C	D	E	G	H	I	J	K	L	M	N	Gewicht / Weight
80002/40	250	60	40	120	12	13	12.5	19	65	18	40	58	16	3.3 kg
80003/40	320	60	40	200	12	13	12.5	19	60	18	40	58	11	4.2 kg
80001/40	500	60	40	360	12	13	12.5	19	70	18	40	58	21	6.6 kg
80004/40	600	60	40	400	12	13	12.5	19	100	18	40	58	51	8.0 kg
80015/40	650	60	40	400	12	13	12.5	19	125	18	40	58	76	8.4 kg
80016/40	700	60	40	400	12	13	12.5	19	150	18	40	58	101	9.3 kg

Polymut 80: Bohrungsabstand 40 mm, Höhe 60 mm / Distance between the centres 40 mm, height 60 mm

Ref.	A	B	C	D	E	G	H	I	J	K	L	M	N	Gewicht / Weight
80006/40	350	90	60	200	12	13	12.5	19	75	18	40	58	26	11.1 kg
80005/40	500	90	60	360	12	13	12.5	19	70	18	40	58	21	15.8 kg
80017/40	600	90	60	400	12	13	12.5	19	100	18	40	58	51	17.8 kg
80018/40	650	90	60	400	12	13	12.5	19	125	18	40	58	76	19.9 kg
80019/40	700	90	60	400	12	13	12.5	19	150	18	40	58	101	22.1 kg

Polymut 80: Bohrungsabstand 40 mm, Höhe 40 mm / Distance between the centres 40 mm, height 40 mm

Ref.	A	B	C'	D	E	G	H	I	J	K	L	M	N	Gewicht / Weight
800036/40	350	90	40	200	12	13	12.5	19	75	18	40	58	26	6.3 kg
800037/40	500	90	40	360	12	13	12.5	19	70	18	40	58	21	9.0 kg
800038/40	600	90	40	400	12	13	12.5	19	100	18	40	58	51	10.8 kg
800039/40	650	90	40	400	12	13	12.5	19	125	18	40	58	76	11.5 kg
800040/40	700	90	40	400	12	13	12.5	19	150	18	40	58	101	12.8 kg

Polymut 105: Bohrungsabstand 40 mm / Distance between the centres 40 mm

Ref.	A	B	C	D	E	G	H	I	J	K	L	M	N	Gewicht / Weight
105508/40	500	105	45	360	12	13	12.5	19	70	18	40	58	21	13.0 kg
105608/40	600	105	45	400	12	13	12.5	19	100	18	40	58	51	15.9 kg
105708/40	700	105	45	400	12	13	12.5	19	150	18	40	58	101	18.5 kg

Polymut 50: Bohrungsabstand 50 mm / Distance between the centres 50 mm

Ref.	A	B	C	D	E	G	H	I	J	K	L	M	N	Gewicht / Weight
80002/50	250	60	40	100	12	13	12.5	19	75	18	50	68	16	3.3 kg
80003/50	320	60	40	100	12	13	12.5	19	110	18	50	68	51	4.2 kg
80001/50	500	60	40	350	12	13	12.5	19	75	18	50	68	16	6.6 kg
80004/50	600	60	40	400	12	13	12.5	19	100	18	50	68	41	8.0 kg
80015/50	650	60	40	400	12	13	12.5	19	125	18	50	68	66	8.4 kg
80016/50	700	60	40	400	12	13	12.5	19	150	18	50	68	91	9.3 kg

Polymut 80: Bohrungsabstand 50 mm, Höhe 60 mm / Distance between the centres 50 mm, height 60 mm

Ref.	A	B	C	D	E	G	H	I	J	K	L	M	N	Gewicht / Weight
80006/50	350	90	60	200	12	13	12.5	19	75	18	50	68	16	11.1 kg
80005/50	500	90	60	350	12	13	12.5	19	75	18	50	68	16	15.8 kg
80017/50	600	90	60	400	12	13	12.5	19	100	18	50	68	41	17.8 kg
80018/50	650	90	60	400	12	13	12.5	19	125	18	50	68	66	19.9 kg
80019/50	700	90	60	400	12	13	12.5	19	150	18	50	68	101	22.1 kg

Polymut 80: Bohrungsabstand 50 mm, Höhe 40 mm / Distance between the centres 50 mm, height 40 mm

Ref.	A	B	C'	D	E	G	H	I	J	K	L	M	N	Gewicht / Weight
800036/50	350	90	40	250	12	13	12.5	19	75	18	50	68	16	6.3 kg
800037/50	500	90	40	350	12	13	12.5	19	75	18	50	68	16	9.0 kg
800038/40	600	90	40	400	12	13	12.5	19	100	18	50	68	41	10.8 kg
800039/50	650	90	40	400	12	13	12.5	19	125	18	50	68	66	11.5 kg
800040/50	700	90	40	400	12	13	12.5	19	150	18	50	68	101	12.8 kg

Polymut 105: Bohrungsabstand 50 mm / Distance between the centres 50 mm

Ref.	A	B	C	D	E	G	H	I	J	K	L	M	N	Gewicht / Weight
105508/50	500	105	45	350	12	13	12.5	19	75	18	50	68	16	13.0 kg
105608/50	600	105	45	400	12	13	12.5	19	100	18	50	68	41	15.9 kg
105708/50	700	105	45	400	12	13	12.5	19	150	18	50	68	91	18.5 kg

Bestimmen Sie die Quantität und Stückdimensionen, die Sie gemäß der ausgewählten Konfiguration spannen können. A = standard, B = tief, C = ohne Stufe

Find the quantities and dimensions of working parts which you can tighten according to selected configuration with clamping jaws: A = staged, B = large staged, C = without stage

A



Gestalt Model A	Länge Lenght [mm]	Werkstückanzahl / Quantity of working parts															
		1	2	3	4	5	6	7	8	9	10	11	12	13	14	15	16
		max. Werkstückabmessung [mm] / High limit of size of the working part															
50	**250**	188	77	40	21	10											
	320	258	112	63	39	24	14	7									
	500	438	202	123	84	60	44	33	25	18	13	8					
	600	538	252	156	109	80	61	47	37	29	23	18	13	10			
	650	588	277	173	121	90	69	54	43	35	28	22	17	13	10	7	
	700	638	302	190	134	100	78	62	50	40	33	27	22	17	14	10	8
80	**110**	15.8															
	350	255	101	49	24	8											
	500	405	176	99	61	38	23	12									
	600	505	226	133	86	58	40	26	16	9							
	650	555	251	149	99	68	48	33	23	14							
	700	605	276	166	111	78	56	41	29	20	12						
105/120	**500**	381	158	83	46	24	9										
	600	481	208	117	71	44	26	13									
	700	581	258	150	96	64	42	27	15								

B



Gestalt Model B	Länge Lenght [mm]	Werkstückanzahl / Quantity of working parts															
		1	2	3	4	5	6	7	8	9	10	11	12	13	14	15	16
		max. Werkstückabmessung [mm] / High limit of size of the working part															
50	**250**	188	78	42	24	13											
	320	258	113	65	41	27	17	10									
	500	438	203	125	86	63	47	36	27	21	16	11					
	600	538	253	158	111	83	64	50	40	32	26	21	16	13			
	650	588	278	175	124	93	72	57	46	38	31	25	20	16	13	10	
	700	638	303	192	136	103	80	64	52	43	36	30	25	20	17	13	11
80	**110**	-															
	350	255	103	52	27												
	500	405	178	102	64	41	26										
	600	505	228	135	89	61	43	30	20								
	650	555	253	152	102	71	51	37	26	18							
	700	605	278	169	114	81	60	44	32	23	16						
105/120	**500**	377	156	83	46	24											
	600	477	206	116	55	31											
	700	577	256	149	96	64	43	27	16								

C

Gestalt Model C	Länge Lenght [mm]	Werkstückanzahl / Quantity of working parts															
		1	2	3	4	5	6	7	8	9	10	11	12	13	14	15	16
		max. Werkstückabmessung [mm] / High limit of size of the working part															
50	250	181	72	35	17	6											
	320	251	107	59	35	20	11	4									
	500	431	197	119	80	56	41	29	21	15	9	5					
	600	531	247	152	105	76	57	44	34	26	19	14	10	6			
	650	581	272	169	117	86	66	51	40	31	24	19	14	10	7	4	
	700	631	297	185	130	96	74	58	46	37	29	23	18	14	10	7	4
80	110	4,3															
	350	244	94	44	19	8											
	500	394	169	94	56	34	19	8									
	600	494	219	127	81	54	35	22	12	5							
	650	544	244	144	94	64	44	29	19	10	4						
	700	594	269	160	106	74	52	36	25	16	9	3					
105/120	500	387	164	90	53	31	16	5									
	600	487	214	123	78	51	32	19	10								
	700	587	264	157	103	71	49	34	22	13	6						

Basis-Backe standard (A)
Erster Anschlag auf Grundelement
Polymut 50, 80 und 105, Gehärtet 60 HRC

Basis jaw standard (A)
Fixed for assembly on Polymut base 50, 80 and 105
Case-hardened, tempered to 60 HRC and grinded

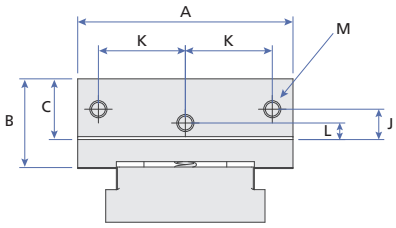

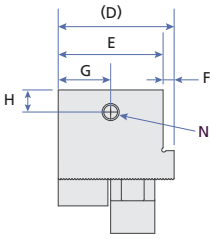

Ref.	Grösse/ Type	A	B	C	(D)	E	F	G	H	J	K	L	M	N	Gewicht (g) Weight (g)
4101	50	49	20.0	17	28	24.7	3.3	12.4	8	8.5	18.5	5.5	3 x M5	2 x M6	226
4111	80	78	32.2	22	42	38.0	4.0	19	8	11.0	31.5	6.0	3 x M6	2 x M6	880
10501	105	105	42.2	32	54	50.0	4.0	25	8	16.0	40.0	6.0	3 x M6	2 x M6	2050
12001	120	120	42.2	32	54	50.0	4.0	25	8	16.0	45.0	6.0	3 x M6	2 x M6	2300

Basis-Backe tief (B)
Erster Anschlag auf Grundelement
Polymut 50, 80 und 105, Gehärtet 60 HRC

Basis jaw with large stage (B)
Fixed for assembly on Polymut base 50, 80 and 105
Case-hardened, tempered to 60 HRC and grinded

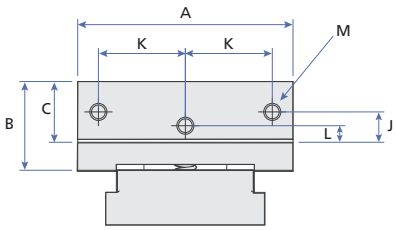

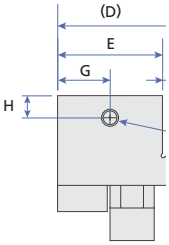

Ref.	Grösse/ Type	A	B	C	(D)	E	F	G	H	J	K	L	M	N	Gewicht (g) Weight (g)
4121	50	49	20.0	17	31	24.7	6.3	12.4	8	8.5	18.5	5.5	3 x M5	2 x M6	230
4120	80	78	32.2	22	46	38.0	8.0	19.0	8	11.0	31.5	6.0	3 x M6	2 x M6	900
105005	105	105	42.2	32	58	50.0	8.0	25.0	8	16.0	40.0	6.0	3 x M6	2 x M6	2070
120005	120	120	42.2	32	58	50.0	8.0	25.0	8	16.0	45.0	6.0	3 x M6	2 x M6	2220

Basis-Backe ohne Stufe (C)
Erster Anschlag auf Grundelement
Polymut 50, 80 und 105, Gehärtet 60 HRC

Basis jaw without stage (C)
Fixed for assembly on Polymut base 50, 80 and 105
Case-hardened, tempered to 60 HRC and grinded

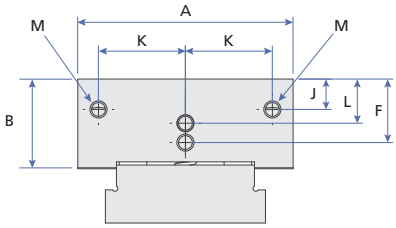

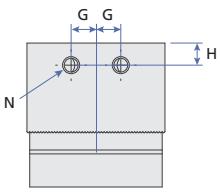

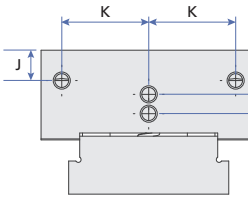

Ref.	Grösse/ Type	A	B	D	F	G	H	J	K	L	M	N	Gewicht (g) / Weight (g)
50105	50	49	20.0	28	·	0	8	8.5	18.5	11.5	6 x M5	2 x M6	340
80107	80	78	32.2	42	23	9	8	11	31.5	16	8 x M6	4 x M6	1330
105007	105	105	42.2	54	·	25	8	16	40	·	·	·	·
120007	120	120	42.2	54	·	25	8	16	45	·	·	·	·

Spannbacke standard (A)
Pro 1mm positionierbar auf Grundelement Polymut 50, 80 und 105. Gehärtet 60 HRC

Clamping jaw standard (A)
Positioning with intervals of 1mm on base Polymut 50, 80 and 105. Case-hardened, tempered to 60 HRC and grinded



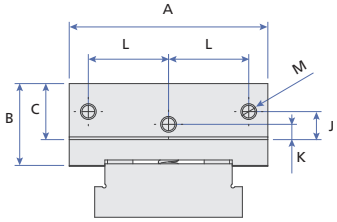

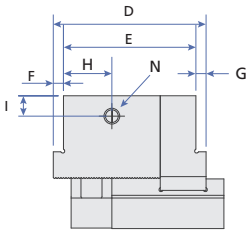

Ref.	Grösse/ Type	A	B	C	D	E	F	G	H	I	J	K	L	M	N	Gewicht (g) Weight (g)
4102	50	49	20	17	40	33.7	3.3	3	12.35	8	8.5	5.5	18.5	6 x M5	2 x M6	373
4110	80	78	32.2	22	60	52	4	4	19	8	11	6	31.5	6 x M6	2 x M6	1446
10502	105	105	42.2	32	72	64	4	4	25	8	16	6	40	6 x M6	2 x M6	2650
12002	120	120	42.2	32	72	64	4	4	25	8	16	6	45	6 x M6	2 x M6	2980

Spannbacke tief (B)
Pro 1mm positionierbar auf Grundelement Polymut 50, 80 und 105. Gehärtet 60 HRC

Clamping jaw with large stage (B)
Positioning with intervals of 1mm on base Polymut 50, 80 and 105. Case-hardened, tempered to 60 HRC and grinded

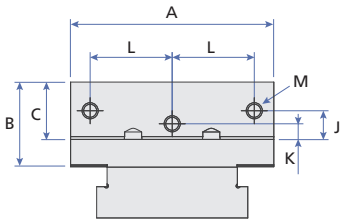

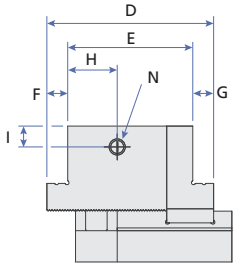

Ref.	Grösse/ Type	A	B	C	D	E	F	G	H	I	J	K	L	M	N	Gewicht (g) Weight (g)
4109	50	49	20	17	43	30.7	6.3	6	12.35	8	8.5	5.5	18.5	6 x M5	2 x M6	373
4119	80	78	32.2	22	64	48	8	8	19	8	11	6	31.5	6 x M6	2 x M6	1430
105006	105	105	42.2	32	76	60	8	8	25	8	16	6	40	6 x M6	2 x M6	2575
120006	120	120	42.2	32	76	60	8	8	25	8	16	6	45	6 x M6	2 x M6	2890

Spannbacke ohne Stufe (C)
Pro 1mm positionierbar auf Grundelement Polymut 50, 80 und 105. Gehärtet 60 HRC

Clamping jaw without stage (C)
Positioning with intervals of 1mm on base Polymut 50, 80 and 105. Case-hardened, tempered to 60 HRC and grinded

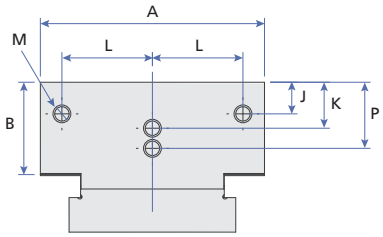

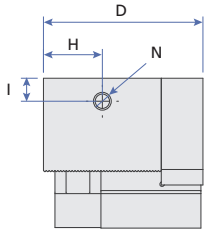

Ref.	Grösse/ Type	A	B	D	H	I	J	K	K2	L	M	N	Gewicht (g) Weight (g)
50101	50	49	20	36.5	13	8	8.5	11.5	17.5	18.5	7 x M5	2 x M6	373
80101	80	78	32.2	55.5	20.5	8	11	16	23	31.5	8 x M6	2 x M6	1425
105008	105	105	42.2	64.5	25	8	16	30		40	6 x M6	2 x M6	2540
120008	120	120	42.2	64.5	25	8	16	30		45	6 x M6	2 x M6	2830

Zentral-Backe
Zum Spannen von 2 Seiten auf Grundelement Polymut 50, 80 und 105, Gehärtet 60 HRC

Central jaw
For the support on the 2 sides on base Polymut 50, 80 and 105. Case-hardened, tempered to 60 HRC and grinded

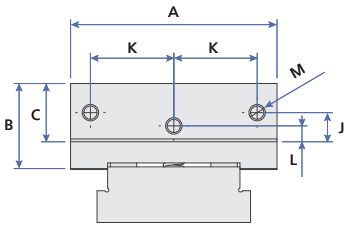

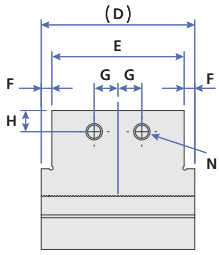

Ref.	Grösse/ Type	A	B	C	(D)	E	F	G	H	J	K	L	M	N	Gewicht (g) Weight (g))
4112	50	49	20	17	40	33.4	3.3	4.5	8	8.5	18.5	5.5	6 x M5	4 x M6	370
4300	80	78	32.2	23	58	50	4	9	8	11	31.5	6	6 x M6	4 x M6	1400
10503	105	105	42.5	32	58	50	4	-	8	16	40	6	6 x M6	4 x M6	1950
12003	120	120	42.5	32	58	50	4	-	8	16	45	6	6 x M6	4 x M6	2250

Spannbacke mit Halbmond
Zum Spannen 1 oder 2 Werkstück auf Grundelement Polymut 50, 80 und 105. Gehärtet 60 HRC

Clamping jaw with half-moon
For the tightening of 1 or 2 working parts on base Polymut 50, 80 and 105. Case-hardened, tempered to 60 HRC and grinded

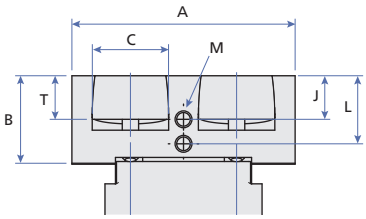

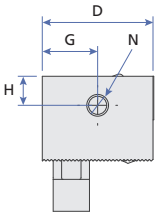

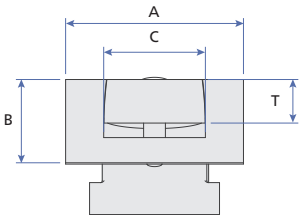

Ref.	Grösse/ Type	A	B	C	D	E	G	H	J	L	M	N	T	Gewicht (g) Weight (g)
50110	50	49	23	28	30.5	-	15.3	8	-	-	-	2 x M6	12	280
80110	80	82	32.2	28	46		23	8	16	25	4xM6	2 x M6	16	1000
105030	105	105	42.5											
120030	120	120	42.5	46	55	60	27.5	8	-	36.2	2xM6	2 x M6	22	1920

Glatte Aufsatzbacke
Gehärtet 60 HRC

Smooth hartened jaw
Case-hardened, tempered to 60 HRC and grinded

Ref.	Anwendung Application	A	B	C	Gew. [g] Wgt [g]
4107 4108	Backen / Jaws A/B 50	49	4 9	17	23 51
4117 4118	Backen / Jaws A/B 80	78	4 11	22	49 135
105024	Backen / Jaws A/B 105	105	4	32	100
120024	Backen / Jaws A/B 120	120	4	32	115

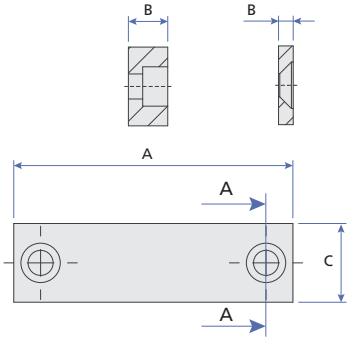

Weiche Aufsatzbacke
Ungehärtet, zur individuellen Bearbeitung

Soft jaw
Not tempered, for specific machining

Ref.	Anwendung Application	A	B	C	Gew. [g] Wgt [g]
4103 4104	Backen / Jaws A/B 50	49	9 12	17	51 67
4113 4114	Backen / Jaws A/B 80	78	11 18	22	133 217
105018	Backen / Jaws A/B 105	105	15	32	375
120018	Backen / Jaws A/B 120	120	15	32	430

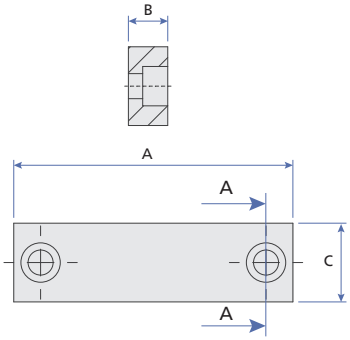

Geriffelte Backen
Gehärtet 60 HRC

Striated hartened jaw
Case-hardened, tempered to 60 HRC and grinded

Ref.	Anwendung Application	A	B	C	Gew. [g] Wgt [g]
4105 4106	Backen / Jaws A/B 50	49	4 9	17	21 51
4115 4116	Backen / Jaws A/B 80	78	4 11	22	46 135
105025	Backen / Jaws A/B 105	105	4	32	100
12025	Backen / Jaws A/B 120	120	4	32	110

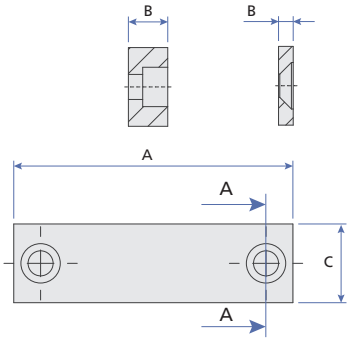

Aufsatzbacken mit Krallen
Gehärtet 60 HRC.

Claw jaw
Tempered to 60 HRC and grinded

Ref.	Anwendung Application	A	B	C	H	Gew. [g] Wgt [g]
500090	Backen / Jaws A/B 50	49	12	17	15	70
800090	Backen / Jaws A/B 80	78	12	22	19	150
105090	Backen / Jaws A/B 105	105	12	32	29	310
120090	Backen / Jaws **A/B 120**	120	12	32	29	350

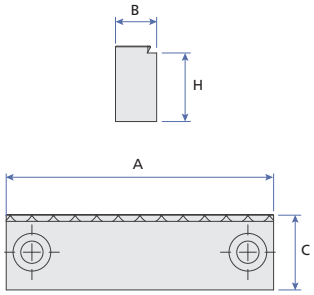

Prisma Backen 90° und 120° **Prismatic jaw 90° and 120°**
Gehärtet 60 HRC Case-hardened, tempered to 60 HRC and grinded

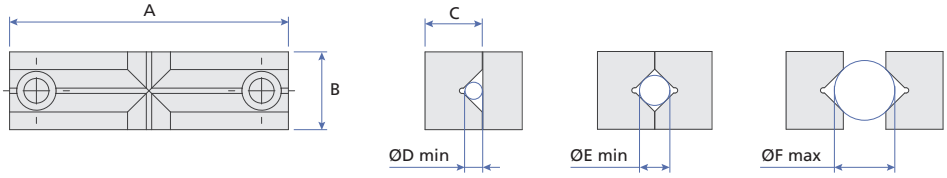

90°

Ref.	Anwendung Application	A	B	C	D	E	F	Gew. [g] Wgt [g]
500049	Backen / Jaws A/B 50	49	17	13	4.7	8	15	60
800026	Backen / Jaws A/B 80	78	22	16	5.1	8.4	16.8	175
105021	Backen / Jaws A/B 105	105	32	32	8.5	14.5	28.6	455
120021	Backen / Jaws A/B 120	120	32	32	8.5	14.5	28.6	465

120°

Ref.	Anwendung Application	A	B	C	D	E	F	Gew. [g] Wgt [g]
500149	Backen / Jaws A/B 50	49	17	11	3.2	5.2	21	55
800226	Backen / Jaws A/B 80	78	22	16	6	11	40	159
105121	Backen / Jaws A/B 105	105	32	18	8	14	50	365
120121	Backen / Jaws A/B 120	120	32	18	8	14	50	425

Seitlicher Anschlag **Thrust**
für Basis-, Spann- und Zentralbacke **For basis, clamping and central jaws**

Ref.	Anwendung Application	B	H	L	M	Gew. [g] Wgt [g]
4220	Polymut 50	16	7	40	M6	35
4380 4381	Polymut 80	18	8	60 78	M6	69 80
4381	Polymut 105	18	8	60 78	M6	69 80
4381	Polymut 120	18	8	60 78	M6	69 80

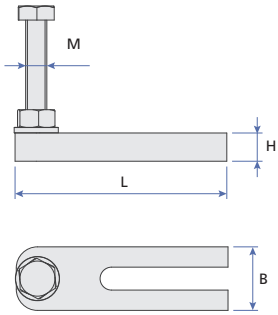

Nutenstein / Part of guidance

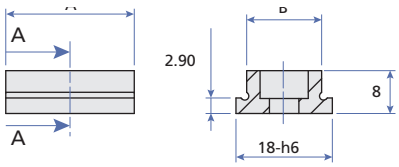

Ref.	Anwendung Application	A	B	Gew. [g]
9010	Polymut 50, 80,105	24	10	16
9012			12	17
9014			14	18
9016			16	23
9018			18	

Spanschutz / Mask of protection



Ref.	Anwendung / Application	Gew. [g] Wgt [g]
4221	Spannbacke / Clamping jaw 50	19
4390	Spannbacke / Clamping jaw 80	43
105027	Spannbacke / Clamping jaw 105	75
120027	Spannbacke / Clamping jaw 120	82

Auflage-Keil / Parallels



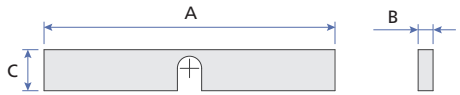

Ref.	Anwendung Application	A	B	C	Gew. [g] Wgt [g]
5123	Backen / Jaws C 50	49	3	14	14
5122				15	15
5121				16	16
5120				17	17
5119				18	18
8156	Backen / Jaws C 80	78	4	15.2	35
8155				16.2	38
8154				17.2	40
8153				18.2	43
8152				19.2	45
8151				20.2	48
8150				21.2	50
8149				22.2	53
8148				23.2	55
8147				24.2	58
8146				25.2	60
8145				26.2	63
8144				27.2	65
8143				28.2	68
8142				29.2	70
8141				30.2	73
8140				31.2	75



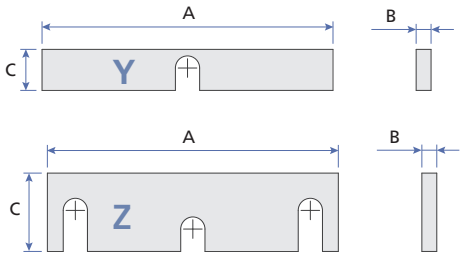

Auflage-Keil / Parallels

Ref.	Anwendung Application	Gestalt Model	A	B	C	Gew. [g] Wgt [g]
5206	Backen / Jaws A/B 20	Y	20	3	9	6
5205					10	5
5204					11	4
5203					12	3
5202					13	2
5201					14	1
4201	Backen / Jaws A/B 50	Y	49	3	11	11
4202					12	12
4203					13	13
4204					14	16
4205					15	16
4206					16	17
4350	Backen / Jaws A/B 80	Y	78	4	11	25
4351					12	27
4352					13	30
4353					14	33
4354					15	34
4355		Z			16	35
4356					17	36
4357					18	37
4358					19	40
4359					20	43
4360					21	46

Ref.	Anwendung Application	Gestalt Model	A	B	C	Gew. [g] Wgt [g]
10512	Backen / Jaws A/B 105	Y	105	4	12	38
10514					14	44
10516					16	51
10518					18	57
10520					20	64
10522		Z			22	63
10524					24	69
10526					26	76
10528					28	82
10530					30	89
12012	Backen / Jaws A/B 120	Y	120	4	12	43
12014					14	50
12016					16	58
12018					18	65
12020					20	73
12022		Z			22	74
12024					24	81
12026					26	88
12028					28	96
12030					30	103

Kugelkeil / Removable holder

Ref.	Anwendung Application	A	B	C	Gew. [g] Wgt [g]
5118	Backen/ Jaws C 50	49	6	10	34
5117				11	37
5116				12	39
5115				13	41
5114				14	44
5113				15	46
5112				16	49
5111				17	51
5110				18	54
8135	Backen / Jaws C 80	78	6	11	67
8134				12	71
8133				13	74
8132				14	78
8131				15	81
8130				16	85
8129				17	88
8128				18	92
8127				19	95
8126				20	99
8125				21	102
8124				22	106
8123				23	109
8122				24	113
8121				25	116
8120				26	120
8119				27	123
8118				28	127



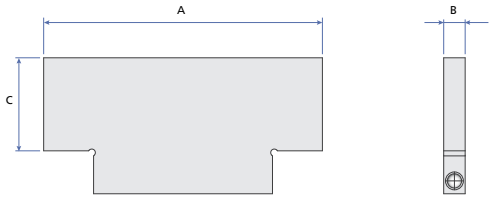

Sperrkeil / Blocking holder

Ref.	Anwendung Application	A	B	C	Gew. [g] Wgt [g]
5109	Backen / Jaws C 50	49	10	10	61
5108				11	65
5107				12	68
5106				13	72
5105				14	75
5104				15	79
5103				16	82
5102				17	86
5101				18	89
8117	Backen / Jaws C 80	78	10	12	110
8116				13	116
8115				14	122
8114				15	128
8113				16	134
8112				17	140
8111				18	146
8110				19	152
8109				20	158
8108				21	164
8107				22	170
8106				23	176
8105				24	182
8104				25	188
8103				26	194
8102				27	200
8101				28	206

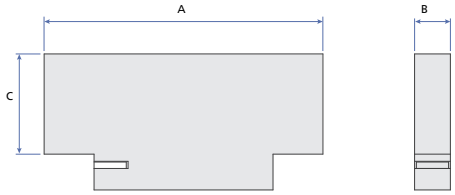

Basis-Backe Ersatzteile / Basis jaw specification

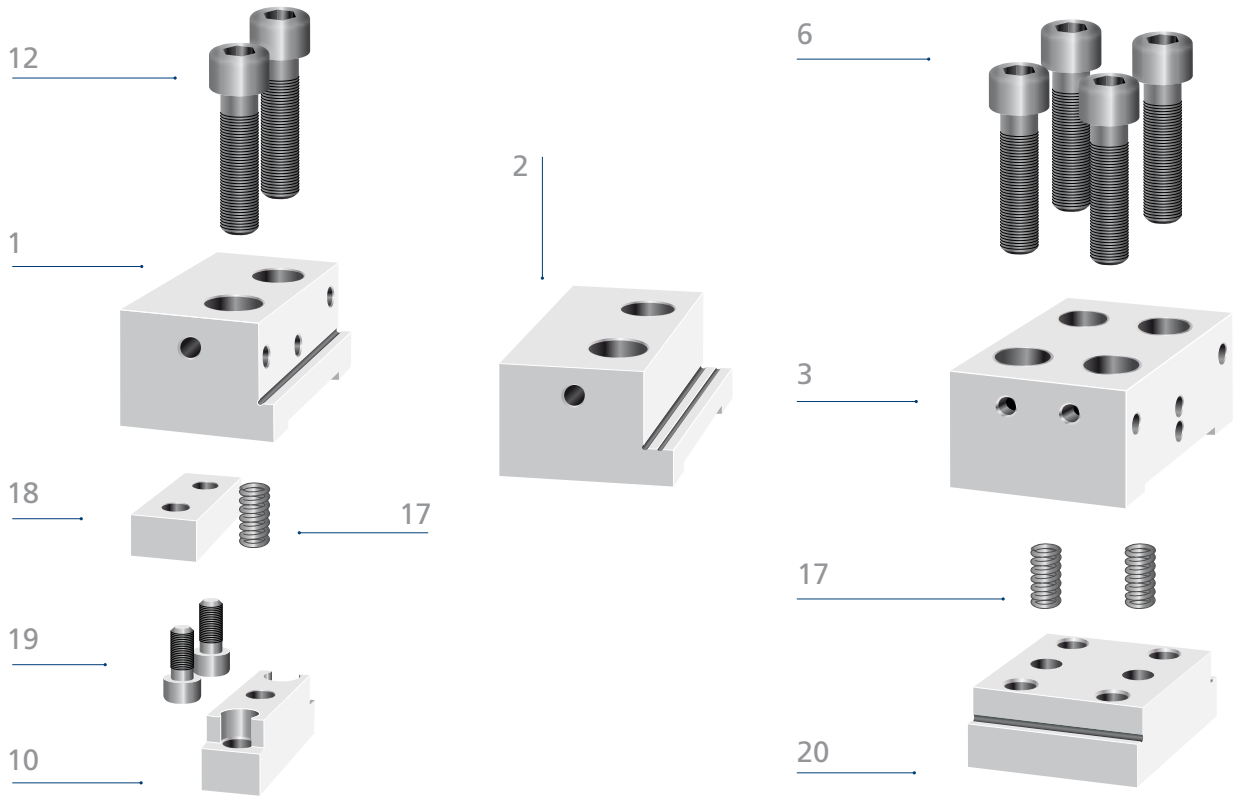

	Grösse / Width 50	Grösse / Width 80	Grösse / Width 105	Grösse / Width 120
1	P500104	P800104	P10501	P12001
2	P500105	P800105	P105005	P120005
3	P500023	P800020	--	--
6	BN7 M6x25	BN7 M10x40	BN/ M10x50	BN/ M10x50
10	P500010	P800010	--	--
12	BN7 M6x25	BN7 M10x40	BN/ M10x50	BN/ M10x50
17	P- 2911	P- 3104	P- 3104	P- 3104
18	P500011	P800011	--	--
19	BN272 M5x10	BN272 M6x14	--	--
20	P500024	P800021	P800021	P800021

Spannbacke Ersatzteile
Clamping jaws specification

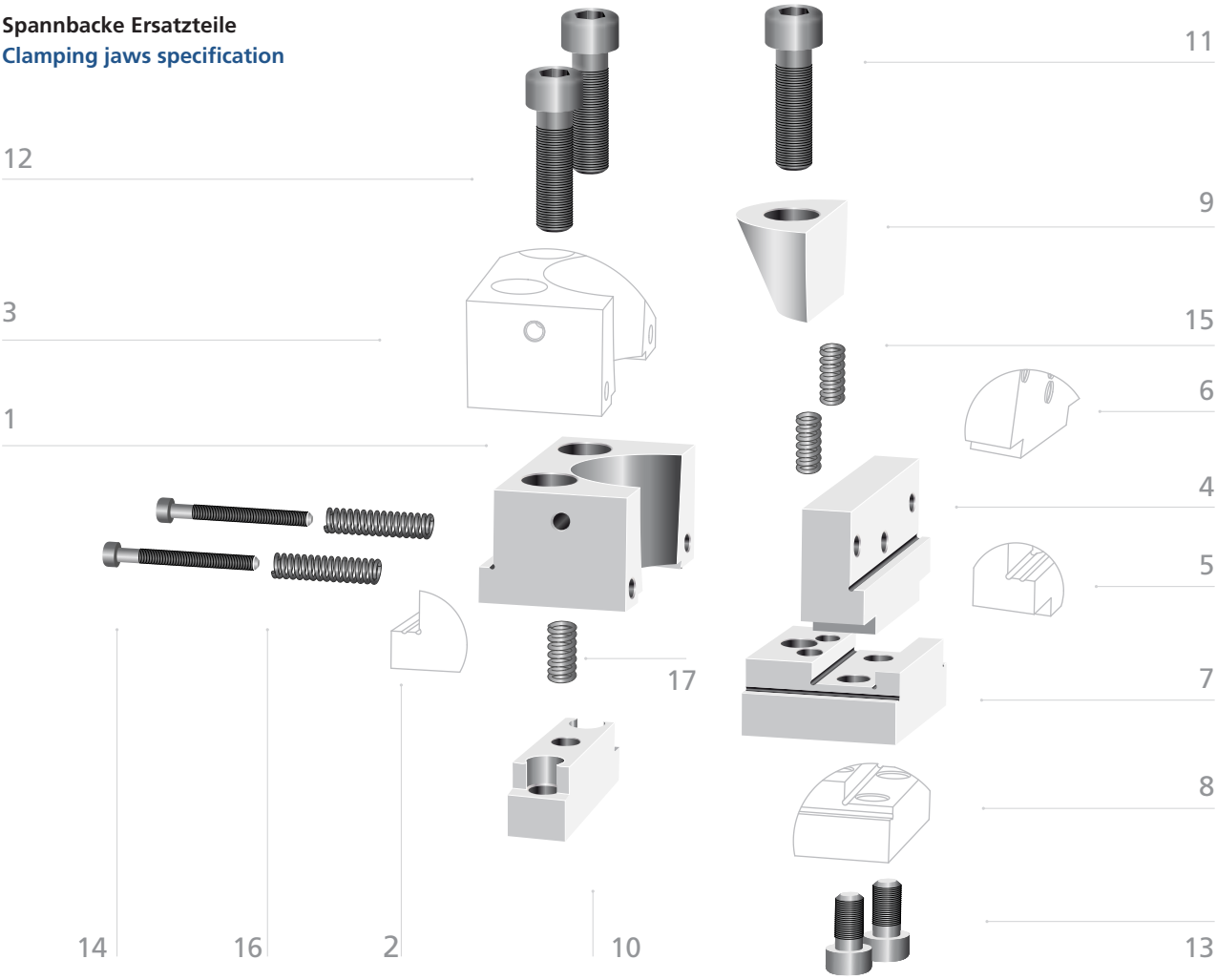

	Grösse / Width 50	Grösse / Width 80	Grösse / Width 105	Grösse / Width 120
1	P500102	P800102	P105002	P120002
2	P500106	P800106	P105006	P120006
3	P500002	P800002	--	--
4	P500101	P800101	P105003	P120003
5	P500107	P800107	P105007	P120007
6	P500001	P800001	--	--
7	P500103	P800103	P800103	P800103
8	P500003	P800003	--	--
9	P500009	P800009	P800009	P800009
10	P500010	P800010	P800010	P800010
11	BN7 M6x25	BN7 M10x35	BN7 M10x45	BN7 M10x45
12	BN7 M6x25	BN7 M10x40	BN7 M10x50	BN7 M10x50
13	BN7 M6x12	BN7 M8x18	BN7 M8x20	BN7 M8x20
14	BN272 M3x20	BN2 M4x40	BN2 M4x40	BN2 M4x40
15	P- 2909	P- 3103	P- 7058	P- 7058
16	P- 6347	P- 2986	P- 2986	P- 2986
17	P- 2911	P- 3104	P- 3104	P- 3104

Spanntechnik | Tightening

Die Lösung der Spanntechnik an herkömmlichen oder elektronischen Maschinen für horizontale-oder vertikale Bearbeitungszentren

Hergestellt in der Schweiz, werden unsere Produkte für ihre Qualität, ihre Zuverlässigkeit und ihre Präzision geschätzt.

Unser umfangreiches Warenangebot und unsere Flexibilität erlauben uns Standartprodukte oder Spezialanfertigungen zu liefern, gemäss Ihren Bedürfnissen.

Tightening solution intended for CNC or conventional metal forming equipment, vertical and horizontal working centre or robotized production.

Made in Switzerland, our products are recognized for their quality, their reliability and their precision.

Our extensive product range allows us not only to supply standard items but also to provide specifically requirement.

Evard Précision SA • Rue des Petits-Champs 9 • CH-1400 Yverdon-les-Bains
Tél. : (+41) 24 / 424 01 09 • Fax : (+41) 24 / 424 01 01
E-mail : info@evard-precision.ch • www.evard-precision.ch