EVARD PRECISION

SPANNTECHNIK | TIGHTENING



TYPE-E

Pneumatischer Schraubstock / Vise with pneumatical assistance

Swiss Made

Pneumatischer Schraubstock

Dieser pneumatische Schraubstock ist besonders für ein starkes, schnelles und präzises Anziehen geplant worden.

Alle Auflagen und Führungen sind gehärtet und geschliffen.

Er enspricht allen verschiedenen Anforderungen der mechanischen Industrie.



Vise with pneumatical assistance

This pneumatic vise was designed especially for a powerful clamping, fast and accurate.

The bearing surfaces and the slides are case-hardened, tempered and grinded

It answers all the varied requirements of the mechanical engineering industry.



- Schnelle Spannung
- Grosse Genauigkeit
- Verstellbare Spannkraft
- Einfach im Gebrauch
- Brauchbar auf mehreren flankierenden Oberflächen
- Stärke geprüft

- Fast clamping
- High accurate
- Adjustable setting pressure
- Simple of use
- Usable on several bearing surfaces
- Tested robustness

Genau - Einfach - Stark

Accurate - Easy - Robust

Das einmalige Spannsystem

- Schnelles spannen dank pneumatischem Spannsystem, Zeitsparend und erhöht die Produktivität Ihrer Maschinen.
- Hervorragende Qualität geprüft seit Jahren, dank gehärteten und geschliffenen Teilen.
- Einsatzbar auf verschiedenen Unterlagen, anpassbar an alle Typen von Werkstücken dank grossem Sortiment von Zubehor.
- Hohe Genauigkeit dank richtigen Konstruktionen und Toleranzen. Das Angebot ist in einer Spannbreite von 70 bis 200 mm verfügbar
- Einfach Anwendung mit seinen 4 T-Rillen, somit werden alle Schwierigkeiten mit Anschlagteilen, Modellen und Anpassung der Spezialbacken gelöst.



The unique clamping-system

- Speed of tightening due to a clever pneumatic system, reducing the handling time and increasing the profitability of your machines.
- Robustness tested since long years, thanks to face-hardened, tempered and grinded parts.
- Usable on several bearing surfaces, it adapt to all the types of workpieces by wide possibilities of the range accessories.
- High degree of accuracy thanks to the design and adequate tolerances. The range is in a width of tightening from 70 to 200 mm
- Simple of use with its 4 grooves, it will solve all the problems of fixing thrust and gauge as well as the fitting of special jaws.



Das einzigartige Spannsystem

Die angetriebene Luft in der Kammer betätigt den Multiplikator Hebel. Die Kraft, die den Spannbacken durch den Hebel übermittelt wurde, ist proportional zum Einstellungsdruck.

The unique clamping system

The air propelled in the chamber actuates the multiplying lever. The force transmitted to the clamping jaws by the lever is proportional to the pressure of adjustment.

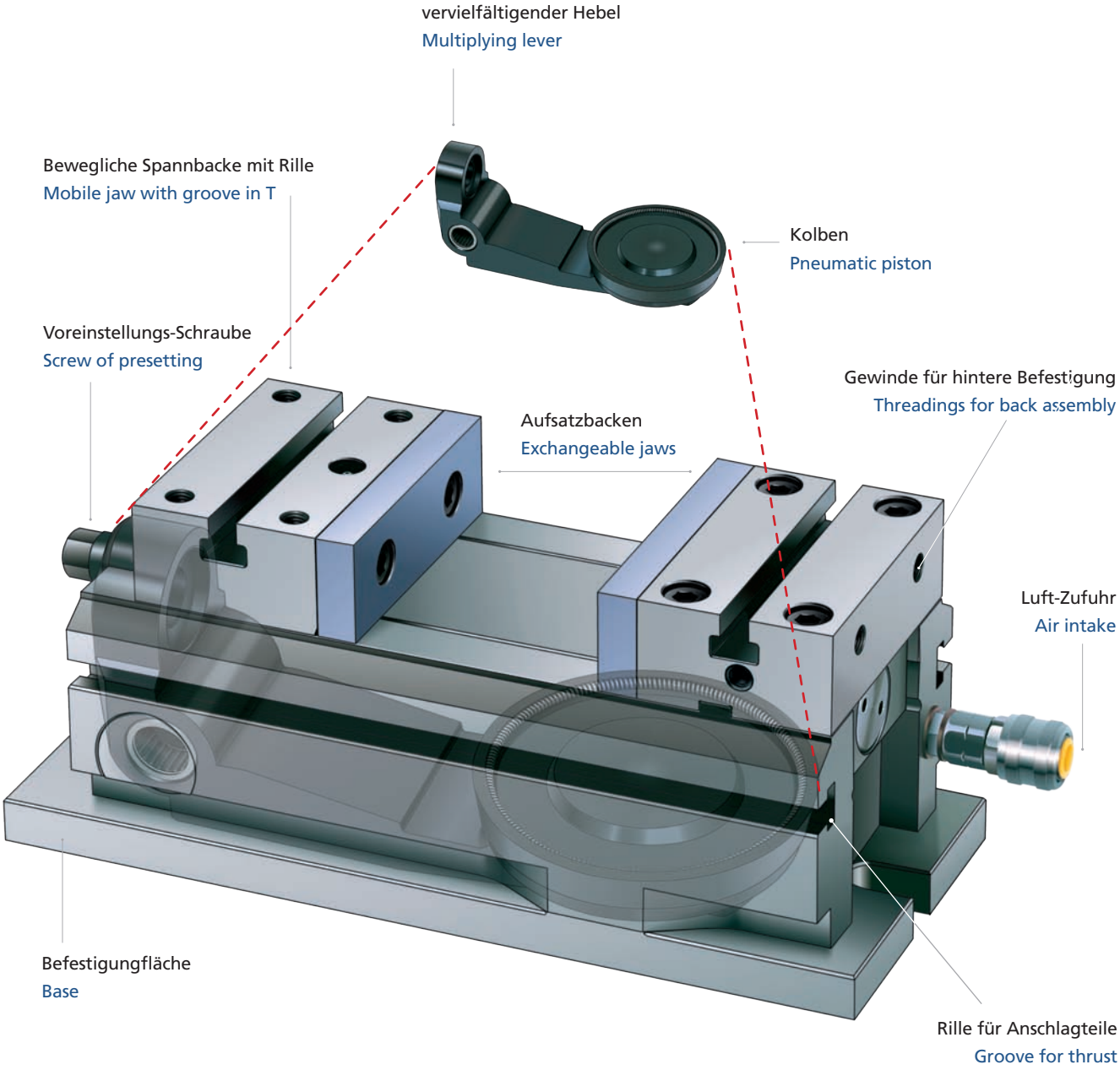

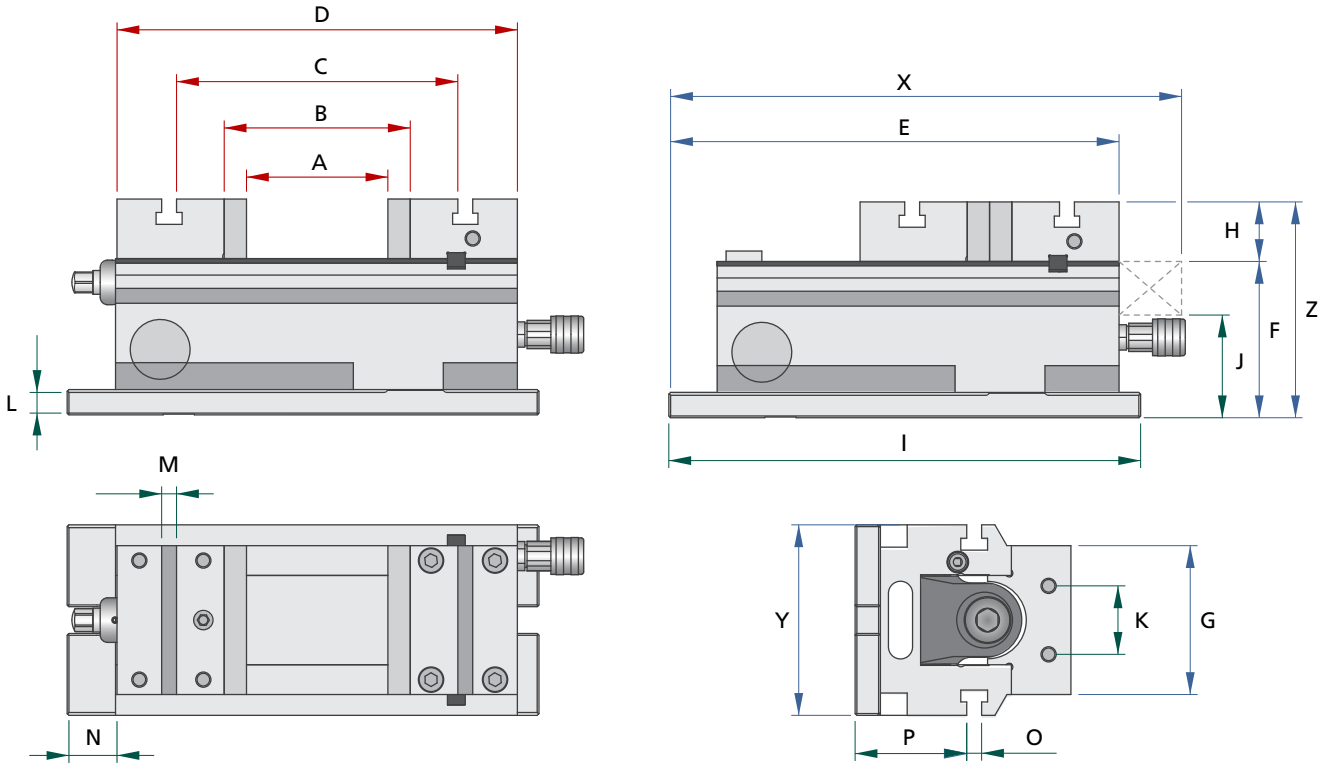

Type-E

Maximale Spannkraft / High limit of tighting

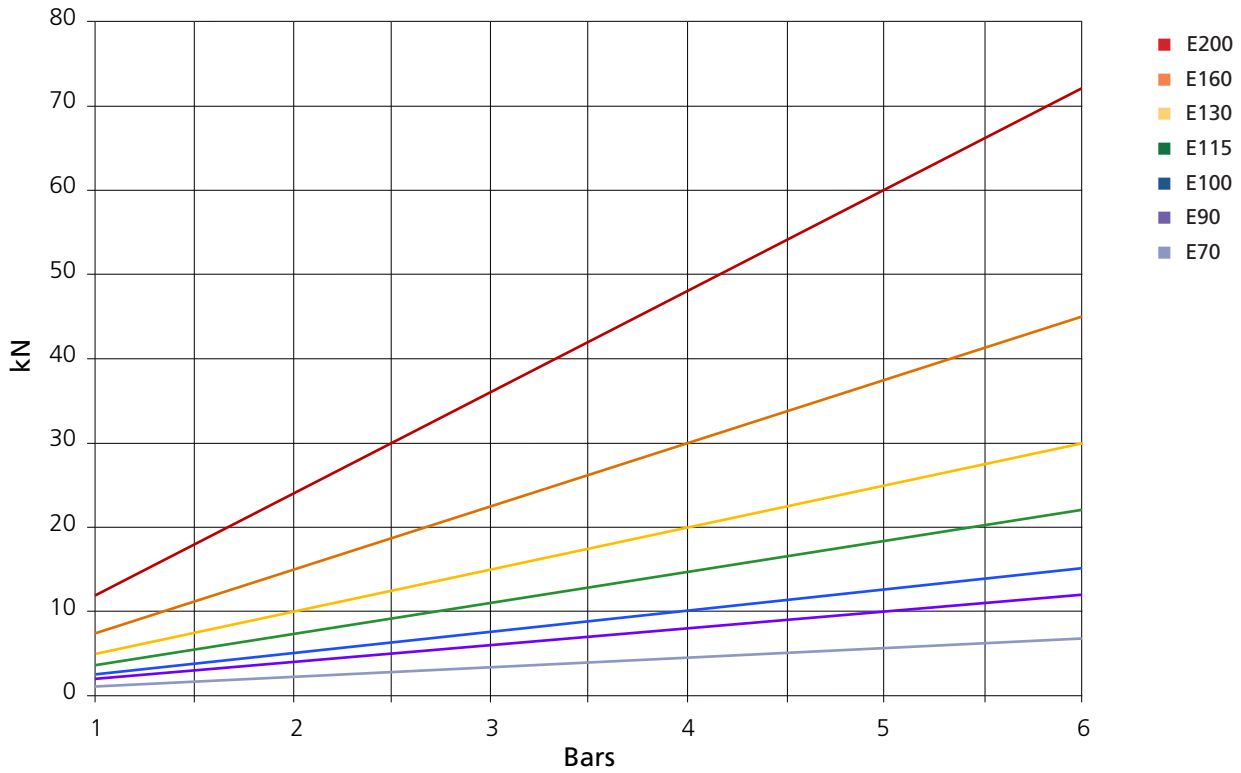

Typ	Ref	E70	E90	E100	E115	E130	E160	E200
Spannkraft bei 6 bar (Luft)	Kg	700	1200	1500	2200	3000	4500	7200
Gewicht	Kg	9	18	27	32,5	41	59	113
Spannhub	mm	1,8	3,5	4	3,5	3,5	3,5	4
Öffnung mit glatter Backen	A	90	102	94	117	129	164	260
Öffnung ohne glatter Backen	B	110	132	124	147	165	200	300
Öffnung zwischen Rillen	C	142	176	188	211	231	272	386
Öffnung zwischen der Aussenseite der Backen	D	190	240	268	295	317	368	500
Gesamtlänge geschlossen	X	270	329	344	414	431	504	710
Gesamtlänge	E	210	277	302	331	355	405	520
Gesamthöhe	Z	102	128	145	145	155	160	195
Höhe der flankierenden Oberfläche	F	70	92	105	105	110	115	135
Festklemmhöhe (Z-F)	H	30	36	40	40	45	45	60
Gesamtbreite	Y	90	112	128	140	160	196	236
Breite der Spannbacken	G	70	90	100	115	130	160	200
Länge der Grundskörper	I	220	288	318	340	370	403	480
Niedrigere Höhe der Kulisse	J	42	59	69	69	72	75	85
Radsatzabstand der Befestigung der Backen	K	40	40	46	60	65	80	100
Dicke Basis Platte	L	10	12,5	17	18	18	18	
Breite der Rillen (-H7)	M	8	10	10	10	10	12	14
Befestigungsdistanz	N	20	30	32	30	37	30	
Breite der Seitenrillen	O	8	10	10	10	12	14	14
Höhe der Seitenrillen	P	47	64	75	72	74	76	90
Referenz Nummer		700	900	1002	1150	1301	1600	2000

Type	ref	E70	E90	E100	E115	E130	E160	E200
Tightening force at 6 bars (air)	Kg	700	1200	1500	2200	3000	4500	7200
Weight	Kg	9	18	27	32,5	41	59	113
Pneumatic stroke	mm	1,8	3,5	4	3,5	3,5	3,5	4
Opening with smooth jaws	A	90	102	94	117	129	164	260
Opening without smooth jaws	B	110	132	124	147	165	200	300
Opening between grooves	C	142	176	188	211	231	272	386
Opening between the outside of the jaws	D	190	240	268	295	317	368	500
Overall length by closed vice	X	270	329	344	414	431	504	710
Overall length	E	210	277	302	331	355	405	520
Overall height	Z	102	128	145	145	155	160	195
Height of the flanking surface	F	70	92	105	105	110	115	135
Tightening height (Z-F)	H	30	36	40	40	45	45	60
Overall width	Y	90	112	128	140	160	196	236
Width of the clamping jaws	G	70	90	100	115	130	160	200
Length of the bed plate	I	220	288	318	340	370	403	480
Lower height of the slide	J	42	59	69	69	72	75	85
Distance between centres	K	40	40	46	60	65	80	100
Thickness of the bed plate	L	10	12,5	17	18	18	18	
Width of the grooves (-H7)	M	8	10	10	10	10	12	14
Fastening place	N	20	30	32	30	37	30	
Width of the side grooves	O	8	10	10	10	12	14	14
Height of the side grooves	P	47	64	75	72	74	76	90
Reference number		700	900	1002	1150	1301	1600	2000

Glatte Aufsatzbacke
Gehärtet 60 HRC

Smooth hartened jaw
Case-hardened, tempered to 60 HRC and grinded

Ref.	Anwendung Application	A	B	C	Gew. [g] Wgt [g]
4048	E 70	70	15	32	232
4041	E 90	90	15	36	352
4042	E 100	100	15	40	423
4043	E 115	115	15	40	493
4044	E 130	130	18	45	771
4045	E 160	160	18	45	950
4046	E 200	200	20	60	1790

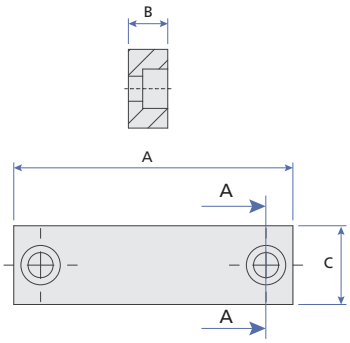

Weiche Aufsatzbacke
Ungehärtet, zur individuellen Bearbeitung

Soft jaw
Not tempered, for specific machining

Ref.	Anwendung Application	A	B	C	Gew. [g] Wgt [g]
4050	E 70	70	15	32	235
4001	E 90	90	15	36	359
4002	E 100	100	15	40	426
4003	E 115	115	15	40	495
4004	E 130	130	18	45	775
4005	E 160	160	18	45	955
4006	E 200	200	20	60	1790

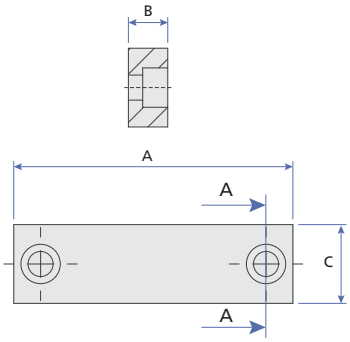

Geriffelte Backen
Gehärtet 60 HRC

Striated hartened jaw
Case-hardened, tempered to 60 HRC and grinded

Ref.	Anwendung Application	A	B	C	Gew. [g] Wgt [g]
4071	E 70	70	15	32	229
4073	E 90	90	15	36	348
4074	E 100	100	15	40	418
4075	E 115	115	15	40	488
4076	E 130	130	18	45	764
4077	E 160	160	18	45	938
4078	E 200	200	20	60	1770

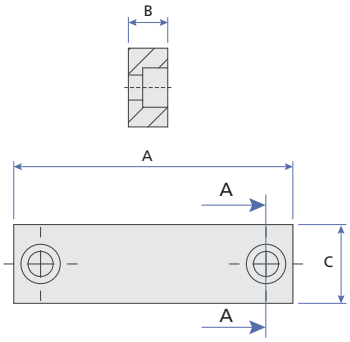

Abgestufte Aufsatzbacke
Gehärtet 60 HRC

Staged jaw
Face-hardened, tempered 60 HRC and grinded

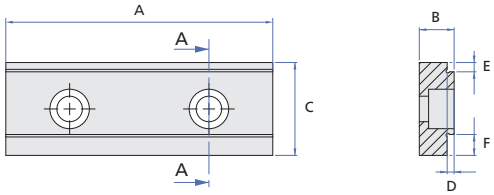

Ref.	Anwendung Application	A	B	C	D	E	F	Gew. [g] Wgt [g]
4061	E 70	70	10	32	2.5	3	8	147
4007	E 90	90	15	36	3	4	9	322
4008	E 100	100	15	40	3	4	9	392
4009	E 115	115	15	40	3	4	9	455
4010	E 130	130	18	45	3	4	13	720
4011	E 160	160	18	45	3	4	13	896
4012	E 200	200	20	60	4	6	16	1661

Tiefe abgestufte Aufsatzbacke
Gehärtet 60 HRC

Large staged jaw
Face-hardened, tempered 60 HRC and grinded

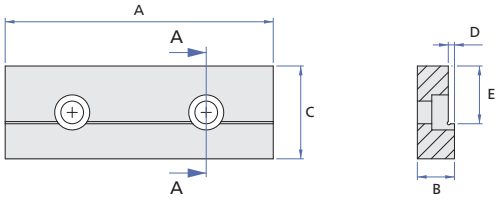

Ref.	Anwendung Application	A	B	C	D	E	Gew. [g] Wgt [g]
4057	E 70	70	10	32	2.5	20	239
4031	E 90	90	15	36	3	22	305
4032	E 100	100	15	40	3	23	370
4033	E 115	115	15	40	3	23	435
4034	E 130	130	18	45	3	28	697
4035	E 160	160	18	45	3	28	865
4036	E 200	200	20	60	4	37	1620

Prisma Backen 90°
Gehärtet 60 HRC

Prismatic jaw 90°
Case-hardened, tempered to 60 HRC and grinded

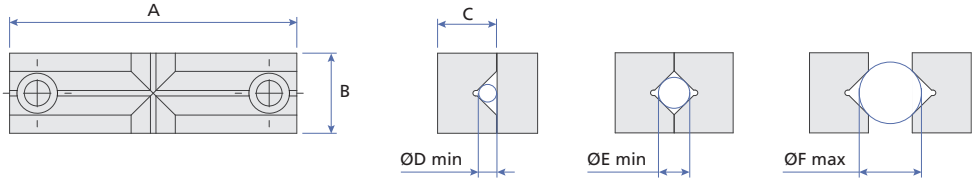

Ref.	Anwendung Application	A	B	C	D	E	F	Gew. [g] Wgt [g]
4054	E 70	70	32	18	5,6	9,5	18,7	262
4013	E 90	90	36	26	8,5	14,5	28,6	532
4014	E 100	100	40	28	8,5	14,5	28,6	708
4015	E 115	115	40	28	8,5	14,5	28,6	822
4016	E 130	130	45	28	8,5	14,5	28,6	1079
4017	E 160	160	45	28	10,2	17	34,2	1296
4018	E 200	200	60	28	10	16,8	33,7	2260

Prisma Backen 120°
Gehärtet 60 HRC

Prismatic jaw 120°
Case-hardened, tempered to 60 HRC and grinded

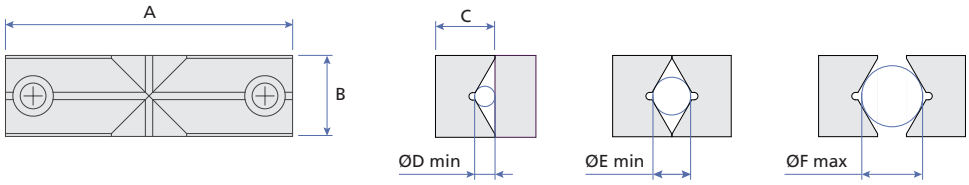

Ref.	Anwendung Application	A	B	C	D	E	F	Gew. [g] Wgt [g]
700036	E70	70	32	18	8	11	31	250
900036	E90	90	36	23	8.5	14	35	450
100036	E100	100	40	18	8.5	14	39	560
115036	E115	120	40	24	8.5	14	39	680
130036	E130	130	45	24	8.5	14	44	680
160036	E160	160	45	24	8.5	14	44	1130
200036	E200	200	60	28	10	16	59	2300

Aufsatzbacken mit Krallen
Gehärtet 60 HRC

Claw jaw
Tempered to 60 HRC and grinded

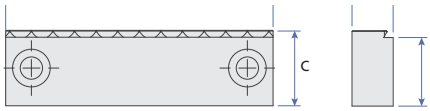

Ref.	Anwendung Application	A	B	C	H	Gew. [g] Wgt [g]]
700090	E 70	70	10	32	29	262
900090	E 90	90	15	36	33	322
100090	E 100	100	15	40	37	392
115090	E 115	115	15	40	37	455
130090	E 130	130	18	45	41	720
160090	E 160	160	18	45	41	896
200090	E 200	200	20	60	56	1661

Spannbacke mit 2 Stufen
Gehärtet 60 HRC

Special staged jaw
Face-hardened, tempered 60 HRC and grinded

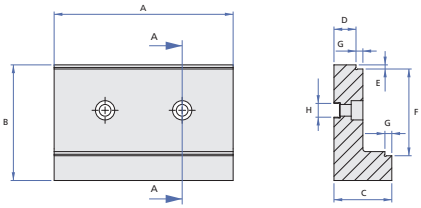

Ref.	Anwendung Application	A	B	C	D	E	F	G	Gew. [g] Wgt [g]
10004	E 90	100	84	38	17	3	45	5	1450
	E 100								
13011	E 115	130	84	42	16	3	63	5	2200
	E 130								
160055	E 160	160	99	42	16	3	78	5/10	2350

Maximale Werkstückabmessung [mm]
Length of workpieces according to model [mm]

Ref.	Anwendung Application	A min	A max	B min	B max
10004	E 90	32	164	122	254
	E 100	52	176	142	266
13011	E 115	14	161	140	287
	E 130	16	181	142	307
160055	E 160	12	212	168	322

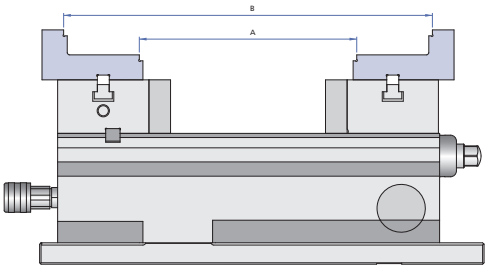

Zubehör
Wir empfehlen Ihnen, unsere Festklemmensystem mit unserer Ausstattung von Luftbehandlung sowie unsere Druckluftventil.

Accessories
We recommend to you to fit our vise with our equipment of treatment of air and valve with quick action couplings.

6002

6001

Bride / Attach

Ref.	Anwendung Application	A	B	C	D	E	F	G	H	I	Gew. [g] Wgt [g]
5006	E 70 und/and E 90	87	16	26	11	33	25	13	12	M12	195
5002	E 100 bis/to E 200	98	19	40	16	40	33	17	13	M12	440

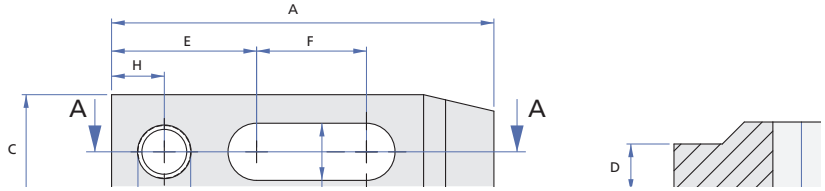

Doppelbride / Attach double



Ref.	Anwendung Application	A	B	C	D	E	Gew. [g] Wgt [g]
5003	E 70 und/and E 90	56	16	28	11	13	145
5002	E 100 bis/to E 200	70	18	38	16	17	255

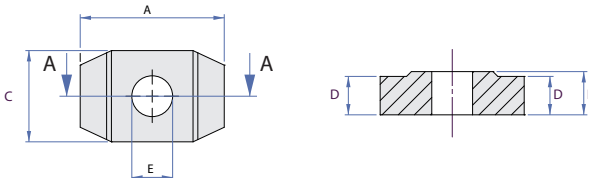

Anschlagteil / Thrust



Ref.	Anwendung Application	A	B	C	D	E	G	Gew. [g] Wgt [g]
5005	E 70 bis/to E 200	130	13	35	80	122	M10	13

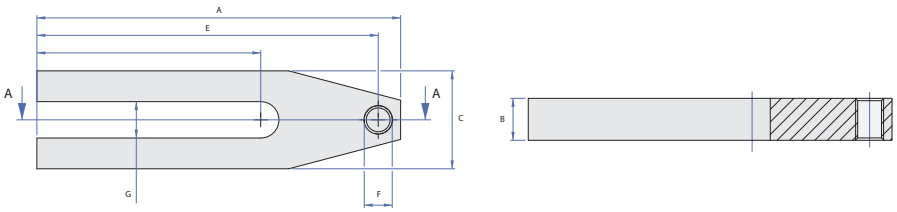

Gummischutz / Rubber protection

Ref.	Anwendung / Application
6011	E 70
6012	E 90
6013	E 100
6014	E 115
6015	E 130
6016	E 160
6017	E 200



Reinigung der Kulisse des beweglichen Backens

- lösen Sie die Schrauben (24) und entfernen Sie den Backen (2).
- kommen Sie die Spannbacke heraus (5) indem man gänzlich die Schraube (6,8) losschraub.
- reinigen
- für die Montage, wenden Sie das umgekehrte Verfahren an



Cleaning of the slide (every year)

- unscrew the screws (24) and remove the fixed jaw (2)
- extract the mobile clamping jaw (5) while unscrewing completely the main screw (6,8)
- clean
- for the assembly, apply the opposite procedure



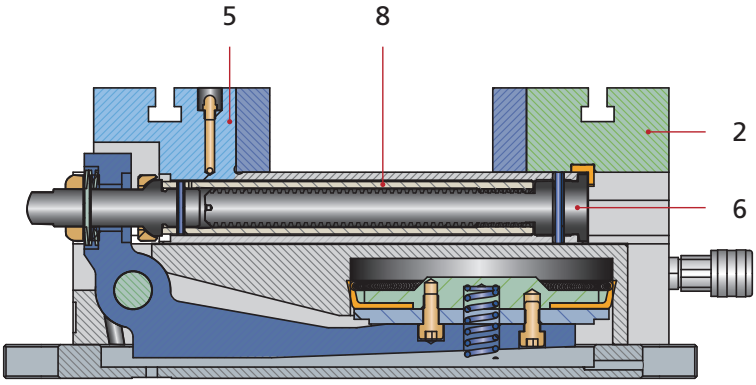

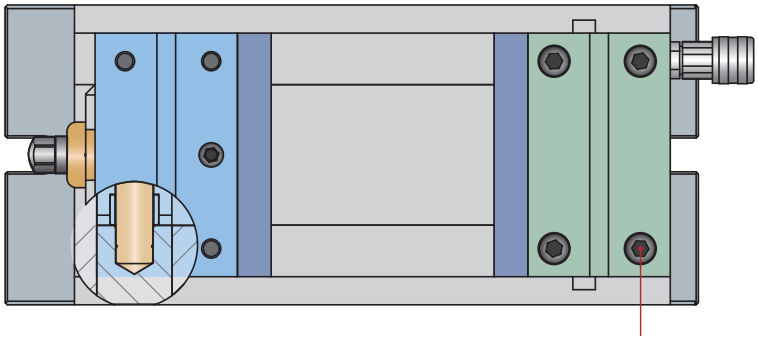



Ersetzen der Manchette

- ziehen Sie den spannstift zurück (28), dann nehmen Sie den Anschlagsring weg (19) und Federscheiben (30)
- drücken die beweglische Spannbacke (5) gegen die feste Backe (2)
- drehen Sie den Schraubstock um und wegnehmen den Sockel (13) nachdem die Schrauben losgeschraubt zu haben (22)
- richten Sie den Hebel auf (3) um die Gesamheit des Kolbens freizusetzen (10,11)
- nehmen Sie die Schraube weg (21) und ziehen die Gesmheit des Kolbens zurück
- wechseln Sie die Manschette (12)
- reinigen Sie das Gehäuse der Manschette in Hauptkörper (1) und schmieren
- wenn nötig, bohren Sie das Gehäuse bis einem Höchsttoleranz von H11 auf.
- für die Montage, wenden Sie das umgekehrte Verfahren an
- einzufetten

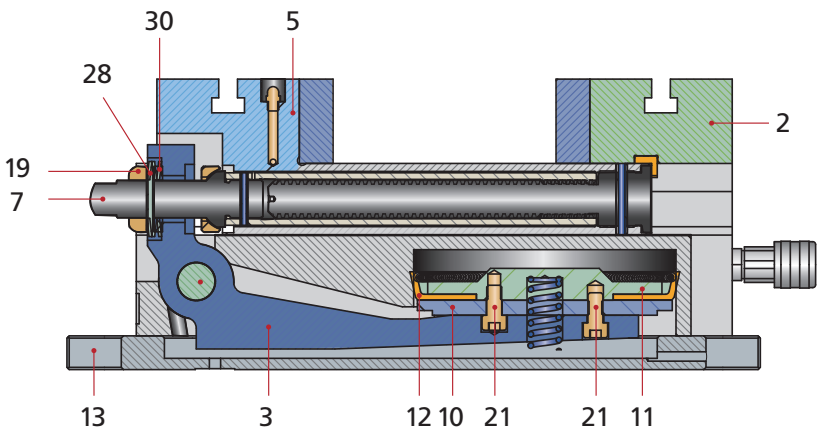

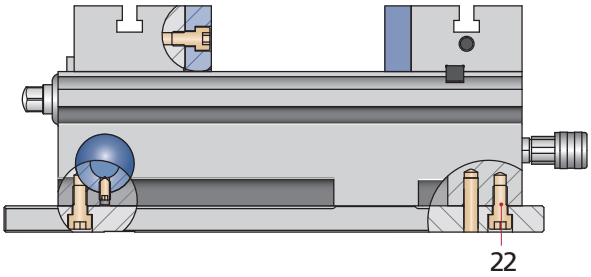

Remplacement of the oversleeve
(average every 10 years)

- withdraw the elastic pin (28), then remove the set collar (19) and the discs arises (30)
- push the mobile jaw (5) against the fixed jaw (2)
- turn over the vice and remove the base (13)
- raise the lever (3) in order to release the whole of the piston (10,11)
- unscrew the screw (21) and withdraw the whole of piston
- unscrew the screws (21) and change the oversleeve (12)
- clean the housing of the oversleeve in the main body (1) and lubricate
- if necessary, ream the housing until one maximum tolerance of H11
- for the assembly, apply the opposite procedure
- lubricate



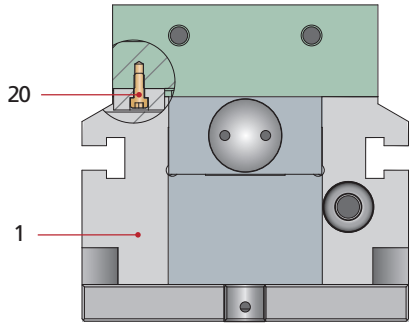
20
1



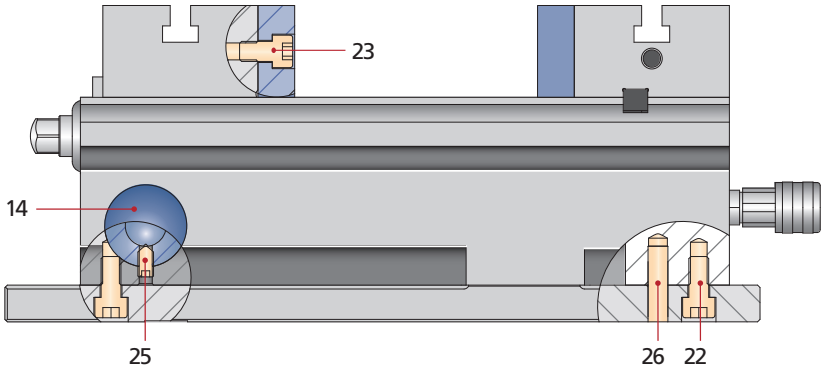
23
14
25
26
22





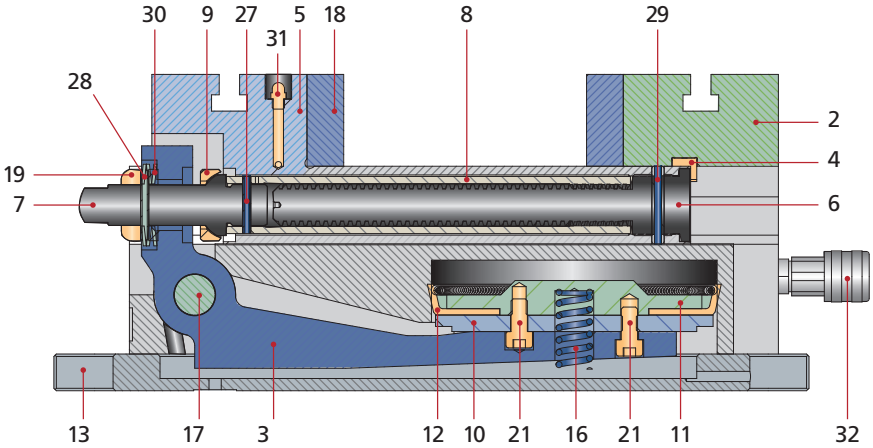
30
9
27
5
18
8
29
31
28
2
19
4
7
6
13
17
3
12
10
21
16
21
11
32

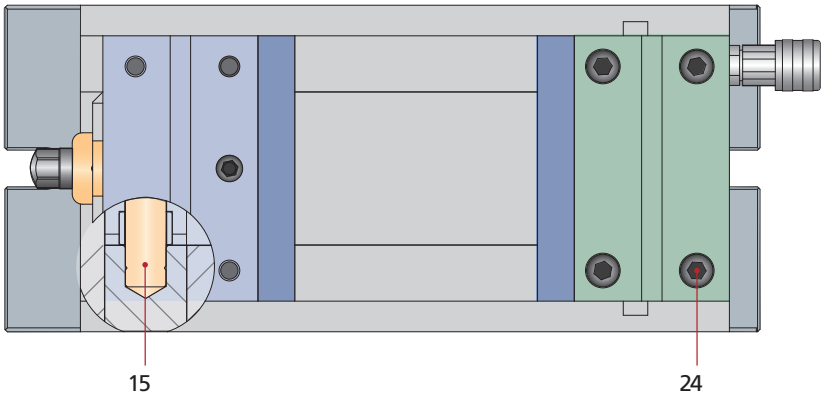
15
24

Pos.	Artikel / Item	Q	E70	E90	E100	E115	E130	E160	E200
1	Hauptgehäuse / Main body	1	E700001	E900001	E100001	E115001	E130001	E160001	E200001
2	Spannbacke / Fixing jaw	1	E700002	E900002	E100002	E115002	E130002	E160002	E200002
3	Hebel / Lever	1	E700003	E900003	E100003	E115003	E130003	E160003	E200003
4	Führungstein / Part of guidance	2	E700004	E900004	E100004	E100004	E130004	E130004	E200004
5	Beweglische Backe / Mobile jaw	1	E700005	E900005	E100005	E115005	E130005	E160005	E200005
6	Schraube / Main screw	1	E700006	E900006	E100006	E115006	E130006	E160006	E200006
7	Einstellaxe / Setting axle	1	E700007	E900007	E900007	E115007	E130007	E160007	E200007
8	Mutter / Nut	1	E700008	E900008	E100008	E115008	E130008	E160008	E200008
9	Stützring / Wascher	1	E700009	E900009	E900009	E115009	E115009	E160009	E200009
10	Kolben 1 / Piston 1	1	E700010	E900010	E100010	E115010	E130010	E160010	E200010
11	Kolben 2 / Piston 2	1	E700011	E900011	E100011	E115011	E130011	E160011	E200011
12	Manschette / Oversleeve	1	E700012	E900012	E100012	E115012	E130012	E160012	E200012
13	Sockel / Base	1	E700014	E900014	E100014	E115014	E130014	E160014	---
14	Zapfen / Stopper	2	E700016	E900016	E100016	E115016	E130016	E160016	E200016
15	Nadelroheinsatz / Bearing - Sleeve	2	E700017	E900017	E100017	E100017	E100017	E100017	E200017
16	Feder / Spring - Thrust	1	E700018	E900018	E900018	E115018	E130018	E160018	E200018
17	Hebelaxe / Lever's axle	1	E700020	E900020	E100020	E115020	E130020	E160020	E200020
18	Aufsatzbacke / Jaw	2	E700024	E900024	E100024	E115024	E130024	E160024	E200024
19	Stellring / Set collar	1	E700015	EM100001	EM100001	E115050	E115050	E115050	E115050
20	BN 272	2	M3 x 10	M4 x 8	M5 x 12	M5 x 12	M5 x 12	M5 x 12	M8 x 16
21	BN 272	4	M3 x 10	M6 x 12	M8 x 14	M8 x 14	M8 x 16	M8 x 16	M8 x 16
22	BN 7	6	M6 x 12	M8 x 12	M10 x 20	M10 x 20	M10 x 20	M10 x 20	M12 x 20
23	BN 7	4	M6 x 12	M8 x 16	M10 x 16	M10 x 16	M10 x 16	M10 x 16	M12 x 20
24	BN 8 / BN 7	4	M6 x 35	M8 x 40	M10 x 45	M10 x 45	M10 x 50	M12 x 50	M16 x 70
25	BN 618	2	M4 x 6	M6 x 16	M8 x 16	M8 x 16	M8 x 16	M8 x 16	M8 x 25
26	BN 858	4	Ø 6 x 16	Ø 8 x 20	Ø 10 x 30	Ø 10 x 30	Ø 10 x 30	Ø 10 x 30	---
27	BN 879	1	Ø 3 x 16	Ø 4 x 22	Ø 4 x 22	Ø 4 x 25	Ø 4 x 28	Ø 4 x 30	Ø 4 x 35
28	BN 879	1	Ø 3 x16	Ø 4 x 30	Ø 4 x 30	Ø 4 x 34	Ø 4 x 34	Ø 4 x 34	Ø 4 x 34
29	BN 879	1	Ø 6 x 26	Ø 6 x 32	Ø 6 x 36	Ø 6 x 36	Ø 6 x 38	Ø 6 x 38	Ø 6 x 50
30	BN 805 / BN 803	3	M 10	Ø 31.5	Ø 31.5	Ø 40	Ø 40	Ø 40	Ø 40
31	Schmierstelle / Greasing point	1	E900032	E900032	E900032	E900032	E900032	E900032	E900032
32	Kupplung / Quick connection	1	E900033	E900033	E900033	E900033	E900033	E900033	E900033
	Schlüssel / Wrench	1	916 - Q 8	916 - Q 14	916 - Q 14	916 - Q 17	916 - Q 17	916 - Q 17	916 - Q 17

Spanntechnik | Tightening

Die Lösung der Spanntechnik an herkömmlichen oder elektronischen Maschinen für horizontale-oder vertikale Bearbeitungszentren

Hergestellt in der Schweiz, werden unsere Produkte für ihre Qualität, ihre Zuverlässigkeit und ihre Präzision geschätzt.

Unser umfangreiches Warenangebot und unsere Flexibilität erlauben uns Standartprodukte oder Spezialanfertigungen zu liefern, gemäss Ihren Bedürfnissen.

Tightening solution intended for CNC or conventional metal forming equipment, vertical and horizontal working centre or robotized production.

Made in Switzerland, our products are recognized for their quality, their reliability and their precision.

Our extensive product range allows us not only to supply standard items but also to provide specifically requirement.

Evard Précision SA • Rue des Petits-Champs 9 • CH-1400 Yverdon-les-Bains
Tél. : (+41) 24 / 424 01 09 • Fax : (+41) 24 / 424 01 01
E-mail : info@evard-precision.ch • www.evard-precision.ch